

FULLY AUTOMATED POOL CONTROL

WITH LOXONE & PERAQUA



LOXONE AQUASTAR AIR

The future of pool control starts with the most modern 6-way backwash valve available – the Loxone Aquastar Air. Combined with the Loxone Miniserver, it provides a fully automated and intelligent pool management and monitoring system.

If desired, your pool can also be seamlessly integrated into the Loxone Smart Home, allowing control of lighting, heating, music, and more.



Made in Austria/Europe by

PERAQUA®
pooled family pleasure

THE COMPLETE POOL CONTROL SOLUTION

Automated pool control means you can spend more time enjoying your pool and ensure you have the best water quality possible.



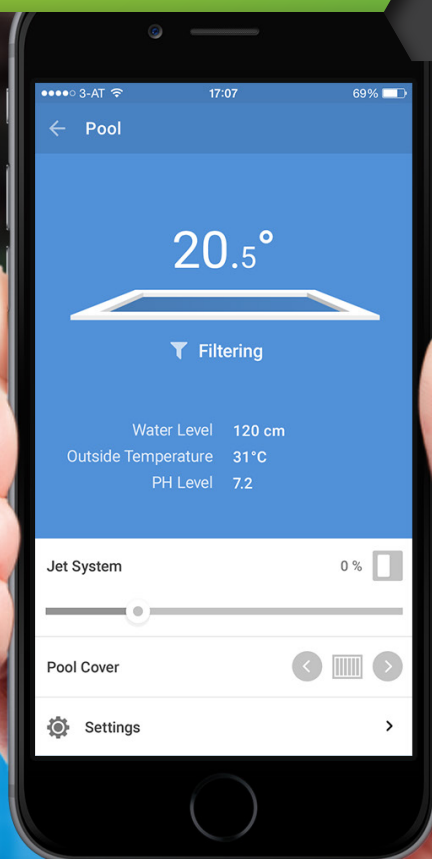
LOXONE AQUASTAR AIR

The new Loxone AquaStar Air is a revolutionary fully automated 6-way backwash valve for private and public pools. It guarantees regular and automatic cleaning of filters for excellent pool water hygiene.



LOXONE MINISERVER

The Loxone Miniserver is the heart of the pool control system. Using a wireless connection to the Loxone AquaStar Air, it is quickly configured and provides intelligent control, monitoring and automation of the pool.



FEATURES & BENEFITS



FULLY AUTOMATED CONTROL

The AquaStar 6-way backwash valve allows filtration, backflush, circulation, emptying, frost protection or closing to be automated.



PRECONFIGURED SOFTWARE COMPONENTS

Provides quick and easy configuration using the Loxone Miniserver including visualisation, local operation and remote control.



APP

Remotely control and monitor your pool using the free app for iPhone, iPad and Android. Set temperature, filtration schedules, water level and more.



LOXONE AIR TECHNOLOGY

No extra wires needed thanks to the wireless connection to the Loxone Miniserver or Loxone Miniserver Go.



CUSTOMISED NOTIFICATIONS

Be informed by email or phone about problems or maintenance intervals.



TEMPERATURE CONTROL

Monitor and control the pool temperature with included interface options.



3 MULTI PURPOSE RELAYS

For control of Peraqua Smart heat pump, lighting, jet system, pool cover and more.



2 MULTI PURPOSE ANALOGUE INPUTS

For connection of water level and other sensors.



DIRECT FILTER PUMP CONTROL

Facilitating management of filtration schedules.



EXPANDABLE

With the Miniserver, jet systems, lighting and more can be controlled.



EASILY RETROFITTED

Easily installed in existing pools.



FUTURE-PROOF

Free software updates ensure you will always be up to date.



OPTIONS FOR EXPANSION

Connecting the Loxone AquaStar Air with the Loxone Miniserver offers much more than just pool automation. The system can be used for a variety of other applications:

POOL AND GARDEN

- Integration of counter-current units
- Integration of pool lighting
- Control and integration of outdoor lighting
- Pool cover control
- A multitude of energy saving features
(e.g. pump operation via installation of photovoltaic unit)

WITHIN YOUR HOME

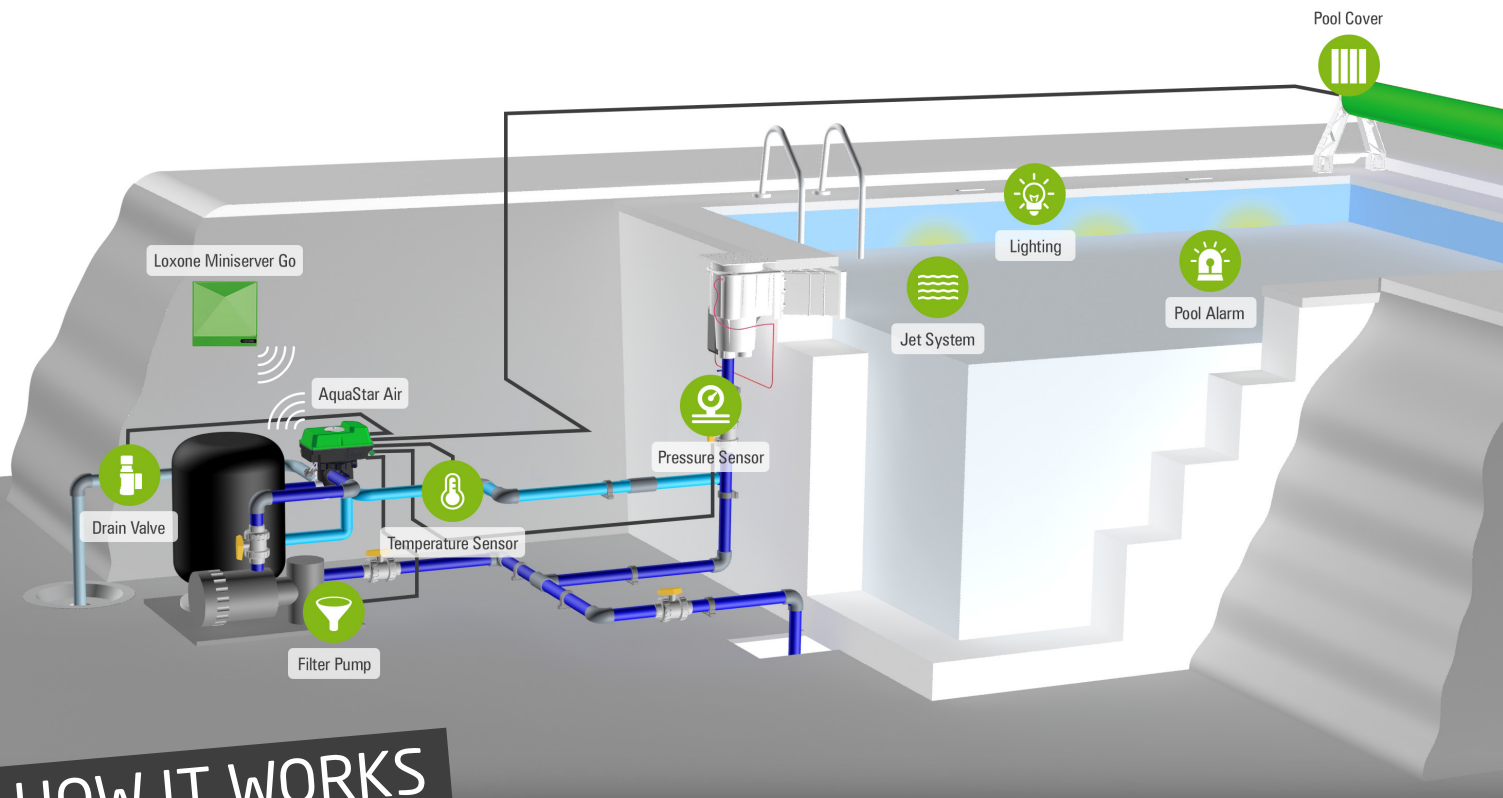
The Loxone Miniserver is the centre of your Smart Home, bringing various systems and devices together.

Normal switches and simple control elements can be integrated into the system just as easily as photovoltaic units and other complex systems.

Using the additional accessories available from Loxone (including wireless power sockets, smoke detectors, presence detectors, temperature sensors and more), your pool control system can become a complete Smart Home control centre, giving you control over lighting, blinds and shutters, music, alarms and more.

Further information at: www.loxone.com

*Caution: Please be aware of country-related legal regulations before use.



HOW IT WORKS

REQUIREMENTS:

In order to set up the Loxone AquaStar Air, a Loxone Miniserver or Loxone Miniserver Go is required. You can purchase this directly from Loxone or a Loxone Partner.

Further information can be found by visiting:
www.loxone.com/aquastar

1

ASSEMBLY

The Loxone AquaStar can be fitted to all common brands of filter, even if a filter has already been installed. Once provided with power, the Loxone AquaStar is ready to go and can be connected to the Loxone Miniserver.

2

SETUP

Setup and configure using the free Loxone configuration software. The AquaStar is displayed and inserted in the search window.

3

CONFIGURE

The preconfigured software component "Pool" allows for quick and simple configuration of pump operation times, threshold values, filter programmes, temperature monitoring and more.

4

VISUALISE

The preconfigured software component "Pool" also comes with visualisations that you can use to monitor and manage your pool remotely. Free apps for this purpose are provided for iPhone, Android and web browsers.

✓

DONE

Your fully automated pool management will save you time that you can now spend enjoying your pool.



Questions? Get in touch with us!

UK: +44 1183 130140 US: 1 859 554 3147
AT: +43 7287 7070 CZ: +420 380 429 000
IT: +39 04711660063 ES: +34 93 159 27 20
FR: +33 1 78 90 88 99 BE: +32 473 210 207
office@loxone.com
www.loxone.com

TECHNICAL DATA

LOXONE AQUASTAR AIR

FEATURES

- AquaStar 6-way backwash valve for automated filtering, backflush, cleaning, circulation, emptying, setting winter mode and closing.
- IP65 protection
- Electrically powered 100 – 240V AC
- Direct connection for 2- or 3-way E0510 electric ball valve (e.g. ducting)
- Can be retrofitted to all common filter brands using 1.5" and 2" Praher side mount or top mount valves incl. Praher ABS piping and fittings for quick assembly
- Optional Peraqua Vienna, Salzburg or Innsbruck polyester sand filter available (D400 – D1050)
- Can be retrofitted to all Praher Ocean V6 Side or Top Mount valves using the new sealing system for all common filters
- Connection for AquaStar SafetyPack (available separately)
- Free visualisations using the Loxone Miniserver via iPhone, iPad and Android
- Free updates using the Loxone Miniserver

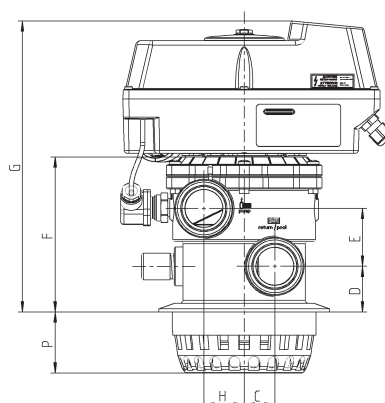
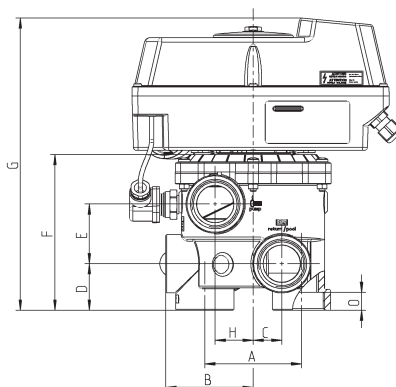
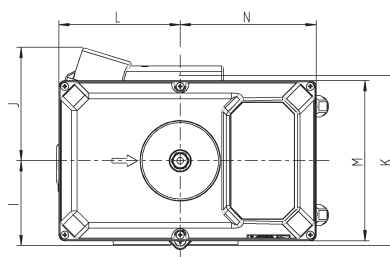
CONNECTIONS

- 1-Wire connector for connecting 1-Wire temperature sensors
- 1x analogue input 0.5 – 5V (e.g. for pressure sensors)
- 1x analogue input 0 – 10V (e.g. for pressure sensors)
- 3x multi-purpose relays 250V AC 5A
- Loxone Air Technology for wireless connection to the Loxone Miniserver
- Direct pump connection (250V AC, 8A) with safety switch
- Direct connection for drain safety valve

DIMENSIONS

	1 1/2" SM mm	1 1/2" TM mm	2" SM mm
A	99,5	X	110
B	90	X	114
C	29,5	31,5	38
D	48	47	60
E	61,5	59,5	81
F	163,5	160	210
G	304	300	348
H	39	41,5	36
I	87,5	90	114
J	117	117	117
K	175	180	228
L	125	125	125
M	165	165	165
N	140	140	140
O	18,5	18,5	26
P	X	62,5	X

SM = PRAHER SIDE MOUNT VALVE V6
TM = PRAHER TOP MOUNT VALVE V6





Loxone Basecamp, Kollerschlag, AT

LOXONE

Loxone Electronics GmbH
Smart Home 1
4154 Kollerschlag
Austria
Tel.: +43 7287 7070
E-Mail: office@loxone.com



Peraqua, Head Office, St. Valentin, AT

PERAQUA

Peraqua Professional Water Products GmbH
Handelsstraße 8
4300 St. Valentin
Austria
Tel.: +43 7435 58488-0
E-Mail: info@peraqua.com